

**SAMPLE NAME: cbdMD Tincture 30 mL Berry 750 mg**

Infused, Non-Inhalable

**CULTIVATOR / MANUFACTURER**

**Business Name:**

**License Number:**

**Address:**

**DISTRIBUTOR / TESTED FOR**

**Business Name: cbdMD**

**License Number:**

**Address:**

**SAMPLE DETAIL**

**Batch Number: 11271Q2**

**Sample ID: 210511P001**

**Date Collected: 05/11/2021**

**Date Received: 05/11/2021**

**Batch Size:**

**Sample Size: 1.0 units**

**Unit Mass: 30 milliliters per Unit**

**Serving Size: 1 milliliters per Serving**



Scan QR code to verify authenticity of results.

**CANNABINOID ANALYSIS - SUMMARY**

**Total THC: Not Detected**

**Total CBD: 819.240 mg/unit**

**Sum of Cannabinoids: 830.910 mg/unit**

**Total Cannabinoids: 830.910 mg/unit**

Total THC/CBD is calculated using the following formulas to take into account the loss of a carboxyl group during the decarboxylation step:

Total THC =  $\Delta 9\text{THC} + (\text{THCa} \cdot 0.877)$

Total CBD =  $\text{CBD} + (\text{CBDa} \cdot 0.877)$

Sum of Cannabinoids =  $\Delta 9\text{THC} + \text{THCa} + \text{CBD} + \text{CBDa} + \text{CBG} + \text{CBGa} + \text{THCV} + \text{THCVa} + \text{CBC} + \text{CBCa} + \text{CBDV} + \text{CBDVa} + \Delta 8\text{THC} + \text{CBL} + \text{CBN}$

Total Cannabinoids =  $(\Delta 9\text{THC} + 0.877 \cdot \text{THCa}) + (\text{CBD} + 0.877 \cdot \text{CBDa}) + (\text{CBG} + 0.877 \cdot \text{CBGa}) + (\text{THCV} + 0.877 \cdot \text{THCVa}) + (\text{CBC} + 0.877 \cdot \text{CBCa}) + (\text{CBDV} + 0.877 \cdot \text{CBDVa}) + \Delta 8\text{THC} + \text{CBL} + \text{CBN}$

**Density: 0.9483 g/mL**

**SAFETY ANALYSIS - SUMMARY**

**$\Delta 9\text{THC}$  per Unit: ✔ PASS**

**Residual Solvents: ✔ PASS**

**Microbiology (Plating): **ND****

**Pesticides: ✔ PASS**

**Heavy Metals: ✔ PASS**

**Mycotoxins: ✔ PASS**

**Microbiology (PCR): ✔ PASS**

For quality assurance purposes. Not a Pre-Harvest Hemp Lab Test Report. These results relate only to the sample included on this report. This report shall not be reproduced, except in full, without written approval of the laboratory.

**Sample Certification:** California Code of Regulations Title 16 Effect Date January 16, 2019. Authority: Section 26013, Business and Professions Code. Reference: Sections 26100, 26104 and 26110, Business and Professions Code.

**Decision Rule:** Statements of conformity (e.g. Pass/Fail) to specifications are made in this report without taking measurement uncertainty into account. Where statements of conformity are made in this report, the following decision rules are applied: PASS - Results within limits/specifications, FAIL - Results exceed limits/specifications.

**References:** limit of detection (LOD), limit of quantification (LOQ), not detected (ND), not tested (NT), too numerous to count >250 cfu/plate (TNTC), colony-forming unit (cfu)

*Mark DeFerrari*  
LQC Analyzed by: Mark DeFerrari  
Date: 05/15/2021

*Josh Wurzer*  
Approved by: Josh Wurzer, President  
Date: 05/15/2021



CANNABINOID TEST RESULTS - 05/12/2021

Tested by high-performance liquid chromatography with diode-array detection (HPLC-DAD).

Method: QSP 1157 - Analysis of Cannabinoids by HPLC-DAD

**TOTAL THC: Not Detected**

Total THC ( $\Delta 9$ THC+0.877\*THCa)

**TOTAL CBD: 819.240 mg/unit**

Total CBD (CBD+0.877\*CBDA)

**TOTAL CANNABINOIDS: 830.910 mg/unit**

Total Cannabinoids (Total THC) + (Total CBD) + (Total CBG) + (Total THCV) + (Total CBC) + (Total CBDV) +  $\Delta 8$ THC + CBL + CBN

**TOTAL CBG: 6.960 mg/unit**

Total CBG (CBG+0.877\*CBGa)

**TOTAL THCV: ND**

Total THCV (THCV+0.877\*THCVa)

**TOTAL CBC: ND**

Total CBC (CBC+0.877\*CBCa)

**TOTAL CBDV: 2.070 mg/unit**

Total CBDV (CBDV+0.877\*CBDVa)

COMPOUND	LOD/LOQ (mg/mL)	MEASUREMENT UNCERTAINTY (mg/mL)	RESULT (mg/mL)	RESULT (%)
CBD	0.004 / 0.011	$\pm 1.3081$	27.308	2.8797
CBG	0.002 / 0.006	$\pm 0.0144$	0.232	0.0245
CBN	0.001 / 0.007	$\pm 0.0032$	0.088	0.0093
CBDV	0.002 / 0.012	$\pm 0.0036$	0.069	0.0073
$\Delta 9$ THC	0.002 / 0.014	N/A	ND	ND
THCa	0.001 / 0.005	N/A	ND	ND
$\Delta 8$ THC	0.01 / 0.02	N/A	ND	ND
THCV	0.002 / 0.012	N/A	ND	ND
THCVa	0.002 / 0.019	N/A	ND	ND
CBDA	0.001 / 0.026	N/A	ND	ND
CBDVa	0.001 / 0.018	N/A	ND	ND
CBGa	0.002 / 0.007	N/A	ND	ND
CBL	0.003 / 0.010	N/A	ND	ND
CBC	0.003 / 0.010	N/A	ND	ND
CBCa	0.001 / 0.015	N/A	ND	ND
<b>SUM OF CANNABINOIDS</b>			<b>27.697 mg/mL</b>	<b>2.9207%</b>

Unit Mass: 30 milliliters per Unit / Serving Size: 1 milliliters per Serving

$\Delta 9$ THC per Unit	1120 per-package limit	ND	PASS
$\Delta 9$ THC per Serving		ND	
Total THC per Unit		ND	
Total THC per Serving		ND	
CBD per Unit		819.240 mg/unit	
CBD per Serving		27.308 mg/serving	
Total CBD per Unit		819.240 mg/unit	
Total CBD per Serving		27.308 mg/serving	
Sum of Cannabinoids per Unit		830.910 mg/unit	
Sum of Cannabinoids per Serving		27.697 mg/serving	
Total Cannabinoids per Unit		830.910 mg/unit	
Total Cannabinoids per Serving		27.697 mg/serving	

DENSITY TEST RESULT

0.9483 g/mL

Tested 05/12/2021

Method: QSP 7870 - Sample Preparation



 **Pesticide Analysis**

**CATEGORY 1 PESTICIDE TEST RESULTS - 05/14/2021** ✔ PASS

**CATEGORY 1 AND 2 PESTICIDES**

Pesticide and plant growth regulator analysis utilizing high-performance liquid chromatography-mass spectrometry (HPLC-MS) or gas chromatography-mass spectrometry (GC-MS).

\*GC-MS utilized where indicated.

**Method:** QSP 1212 - Analysis of Pesticides and Mycotoxins by LC-MS or QSP 1213 - Analysis of Pesticides by GC-MS

COMPOUND	LOD/LOQ (µg/g)	ACTION LIMIT (µg/g)	MEASUREMENT UNCERTAINTY (µg/g)	RESULT (µg/g)	RESULT
Aldicarb	0.03 / 0.08	≥ LOD	N/A	ND	PASS
Carbofuran	0.02 / 0.05	≥ LOD	N/A	ND	PASS
Chlordane*	0.03 / 0.08	≥ LOD	N/A	ND	PASS
Chlorfenapyr*	0.03 / 0.10	≥ LOD	N/A	ND	PASS
Chlorpyrifos	0.02 / 0.06	≥ LOD	N/A	ND	PASS
Coumaphos	0.02 / 0.07	≥ LOD	N/A	ND	PASS
Daminozide	0.02 / 0.07	≥ LOD	N/A	ND	PASS
DDVP (Dichlorvos)	0.03 / 0.09	≥ LOD	N/A	ND	PASS
Dimethoate	0.03 / 0.08	≥ LOD	N/A	ND	PASS
Ethoprop(hos)	0.03 / 0.10	≥ LOD	N/A	ND	PASS
Etofenprox	0.02 / 0.06	≥ LOD	N/A	ND	PASS
Fenoxycarb	0.03 / 0.08	≥ LOD	N/A	ND	PASS
Fipronil	0.03 / 0.08	≥ LOD	N/A	ND	PASS
Imazalil	0.02 / 0.06	≥ LOD	N/A	ND	PASS
Methiocarb	0.02 / 0.07	≥ LOD	N/A	ND	PASS
Methyl parathion	0.03 / 0.10	≥ LOD	N/A	ND	PASS
Mevinphos	0.03 / 0.09	≥ LOD	N/A	ND	PASS
Paclobutrazol	0.02 / 0.05	≥ LOD	N/A	ND	PASS
Propoxur	0.03 / 0.09	≥ LOD	N/A	ND	PASS
Spiroxamine	0.03 / 0.08	≥ LOD	N/A	ND	PASS
Thiacloprid	0.03 / 0.10	≥ LOD	N/A	ND	PASS

**CATEGORY 2 PESTICIDE TEST RESULTS - 05/14/2021** ✔ PASS

Abamectin	0.03 / 0.10	0.3	N/A	ND	PASS
Acephate	0.02 / 0.07	5	N/A	ND	PASS
Acequinocyl	0.02 / 0.07	4	N/A	ND	PASS
Acetamiprid	0.02 / 0.05	5	N/A	ND	PASS
Azoxystrobin	0.02 / 0.07	40	N/A	ND	PASS
Bifenazate	0.01 / 0.04	5	N/A	ND	PASS
Bifenthrin	0.02 / 0.05	0.5	N/A	ND	PASS
Boscalid	0.03 / 0.09	10	N/A	ND	PASS
Captan	0.19 / 0.57	5	N/A	ND	PASS
Carbaryl	0.02 / 0.06	0.5	N/A	ND	PASS
Chlorantraniliprole	0.04 / 0.12	40	N/A	ND	PASS
Clofentezine	0.03 / 0.09	0.5	N/A	ND	PASS
Cyfluthrin	0.12 / 0.38	1	N/A	ND	PASS
Cypermethrin	0.11 / 0.32	1	N/A	ND	PASS
Diazinon	0.02 / 0.05	0.2	N/A	ND	PASS
Dimethomorph	0.03 / 0.09	20	N/A	ND	PASS
Etoxazole	0.02 / 0.06	1.5	N/A	ND	PASS
Fenhexamid	0.03 / 0.09	10	N/A	ND	PASS
Fenpyroximate	0.02 / 0.06	2	N/A	ND	PASS

Continued on next page





**Pesticide Analysis** *Continued*

**CATEGORY 2 PESTICIDE TEST RESULTS - 05/14/2021** *continued* ✔ PASS

**CATEGORY 1 AND 2 PESTICIDES**

Pesticide and plant growth regulator analysis utilizing high-performance liquid chromatography-mass spectrometry (HPLC-MS) or gas chromatography-mass spectrometry (GC-MS).

\*GC-MS utilized where indicated.

**Method:** QSP 1212 - Analysis of Pesticides and Mycotoxins by LC-MS or QSP 1213 - Analysis of Pesticides by GC-MS

COMPOUND	LOD/LOQ (µg/g)	ACTION LIMIT (µg/g)	MEASUREMENT UNCERTAINTY (µg/g)	RESULT (µg/g)	RESULT
Flonicamid	0.03 / 0.10	2	N/A	ND	PASS
Fludioxonil	0.03 / 0.10	30	N/A	ND	PASS
Hexythiazox	0.02 / 0.07	2	N/A	ND	PASS
Imidacloprid	0.04 / 0.11	3	N/A	ND	PASS
Kresoxim-methyl	0.02 / 0.07	1	N/A	ND	PASS
Malathion	0.03 / 0.09	5	N/A	ND	PASS
Metalaxyl	0.02 / 0.07	15	N/A	ND	PASS
Methomyl	0.03 / 0.10	0.1	N/A	ND	PASS
Myclobutanil	0.03 / 0.09	9	N/A	ND	PASS
Naled	0.02 / 0.07	0.5	N/A	ND	PASS
Oxamyl	0.04 / 0.11	0.2	N/A	ND	PASS
Pentachloronitrobenzene*	0.03 / 0.09	0.2	N/A	ND	PASS
Permethrin	0.04 / 0.12	20	N/A	ND	PASS
Phosmet	0.03 / 0.10	0.2	N/A	ND	PASS
Piperonylbutoxide	0.02 / 0.07	8	N/A	ND	PASS
Prallethrin	0.03 / 0.08	0.4	N/A	ND	PASS
Propiconazole	0.02 / 0.07	20	N/A	ND	PASS
Pyrethrins	0.04 / 0.12	1	N/A	ND	PASS
Pyridaben	0.02 / 0.07	3	N/A	ND	PASS
Spinetoram	0.02 / 0.07	3	N/A	ND	PASS
Spinosad	0.02 / 0.07	3	N/A	ND	PASS
Spiromesifen	0.02 / 0.05	12	N/A	ND	PASS
Spirotetramat	0.02 / 0.06	13	N/A	ND	PASS
Tebuconazole	0.02 / 0.07	2	N/A	ND	PASS
Thiamethoxam	0.03 / 0.10	4.5	N/A	ND	PASS
Trifloxystrobin	0.03 / 0.08	30	N/A	ND	PASS



**Mycotoxin Analysis**

**MYCOTOXIN TEST RESULTS - 05/14/2021** ✔ PASS


Mycotoxin analysis utilizing high-performance liquid chromatography-mass spectrometry (HPLC-MS).

**Method:** QSP 1212 - Analysis of Pesticides and Mycotoxins by LC-MS

COMPOUND	LOD/LOQ (µg/kg)	ACTION LIMIT (µg/kg)	MEASUREMENT UNCERTAINTY (µg/kg)	RESULT (µg/kg)	RESULT
Aflatoxin B1	2.0 / 6.0		N/A	ND	
Aflatoxin B2	1.8 / 5.6		N/A	ND	
Aflatoxin G1	1.0 / 3.1		N/A	ND	
Aflatoxin G2	1.2 / 3.5		N/A	ND	
Total Aflatoxin		20		ND	PASS
Ochratoxin A	6.3 / 19.2	20	N/A	ND	PASS



 **Residual Solvents Analysis**


**CATEGORY 1 RESIDUAL SOLVENTS TEST RESULTS - 05/14/2021**  **PASS**

**CATEGORY 1 AND 2 RESIDUAL SOLVENTS**

Residual Solvent analysis utilizing gas chromatography-mass spectrometry (GC-MS).


**Method:** QSP 1204 - Analysis of Residual Solvents by GC-MS

COMPOUND	LOD/LOQ (µg/g)	ACTION LIMIT (µg/g)	MEASUREMENT UNCERTAINTY (µg/g)	RESULT (µg/g)	RESULT
1,2-Dichloroethane	0.05 / 0.1	1	N/A	ND	PASS
Benzene	0.03 / 0.09	1	N/A	ND	PASS
Chloroform	0.1 / 0.2	1	N/A	ND	PASS
Ethylene Oxide	0.3 / 0.8	1	N/A	ND	PASS
Methylene chloride	0.3 / 0.9	1	N/A	ND	PASS
Trichloroethylene	0.1 / 0.3	1	N/A	ND	PASS

**CATEGORY 2 RESIDUAL SOLVENTS TEST RESULTS - 05/14/2021**  **PASS**

COMPOUND	LOD/LOQ (µg/g)	ACTION LIMIT (µg/g)	MEASUREMENT UNCERTAINTY (µg/g)	RESULT (µg/g)	RESULT
Acetone	20 / 50	5000	N/A	ND	PASS
Acetonitrile	2 / 7	410	N/A	ND	PASS
Butane	10 / 50	5000	N/A	ND	PASS
Ethanol	20 / 50	5000	N/A	ND	PASS
Ethyl acetate	20 / 60	5000	N/A	ND	PASS
Ethyl ether	20 / 50	5000	N/A	ND	PASS
Heptane	20 / 60	5000	N/A	ND	PASS
Hexane	2 / 5	290	N/A	ND	PASS
Isopropyl Alcohol	10 / 40	5000	N/A	ND	PASS
Methanol	50 / 200	3000	N/A	ND	PASS
Pentane	20 / 50	5000	N/A	ND	PASS
Propane	10 / 20	5000	N/A	ND	PASS
Toluene	7 / 21	890	N/A	ND	PASS
Total Xylenes	50 / 160	2170	N/A	ND	PASS

 **Heavy Metals Analysis**

**HEAVY METALS TEST RESULTS - 05/12/2021**  **PASS**

Heavy metal analysis utilizing inductively coupled plasma-mass spectrometry (ICP-MS).

**Method:** QSP 1160 - Analysis of Heavy Metals by ICP-MS

COMPOUND	LOD/LOQ (µg/g)	ACTION LIMIT (µg/g)	MEASUREMENT UNCERTAINTY (µg/g)	RESULT (µg/g)	RESULT
Cadmium	0.02 / 0.05	0.5	N/A	ND	PASS
Lead	0.04 / 0.1	0.5	N/A	ND	PASS
Arsenic	0.02 / 0.1	1.5	N/A	ND	PASS
Mercury	0.002 / 0.01	3	N/A	ND	PASS





### Microbiology Analysis

#### PCR AND PLATING

Analysis conducted by polymerase chain reaction (PCR) and fluorescence detection of microbiological contaminants.

**Method:** QSP 1221 - Analysis of Microbiological Contaminants

Analysis conducted by 3M™ Petrifilm™ and plate counts of microbiological contaminants.

**Method:** QSP 6794 - Plating with 3M™ Petrifilm™

#### MICROBIOLOGY TEST RESULTS (PCR) - 05/15/2021 ✔ PASS

COMPOUND	ACTION LIMIT	RESULT	RESULT
Shiga toxin-producing <i>Escherichia coli</i>	Detect	ND	PASS
<i>Salmonella</i> spp.	Detect	ND	PASS
<i>Listeria monocytogenes</i>		ND	

#### MICROBIOLOGY TEST RESULTS (PLATING) - 05/15/2021 ND

COMPOUND	RESULT (cfu/g)
Total Aerobic Bacteria	ND
Total Yeast and Mold	ND

